




FedEx SenseAwareSM M4 Device User Guide




1 Get to know the M4 device

(Front view)



(Side view)



2 Set up your charging station

The charging rack accommodates eight devices. To ensure safe operation, place the rack horizontally on a stable surface located in a dry, clean environment. For added convenience, you can mount the charging rack on a wall.



FedEx SenseAware M4 device



Charging rack for the FedEx SenseAware M4 devices



Power brick and cord

3 Charge your M4 device

Insert the FedEx SenseAware M4 devices into the charging rack with the charging contacts facing down. Insert a power cord into the charging rack and plug it into an electrical outlet. You may also use a USB-C charging cord to charge your device.

We recommend **fully charging** the device before use to maximize performance. When the device is charging, the Status LED light will blink GREEN. It will turn solid GREEN once charging is completed. Solid RED during charging indicates a charging error. Remove the device from the charger and reboot. If the problem persists, do not use the device.








4 Power management


To turn the device on or off, press and hold the power button briefly until a status LED indicator turns WHITE, then release. If the button is held for longer than one second after the LED lights up, the device will remain in its current state (on or off).

5 LED indicator guide


STATUS INDICATORS

| | | |
|---|------------------|---|
|  | Blinking BLUE | Device is on and is operating normally. |
|  | Blinking WHITE | Device is downloading a firmware update. |
|  | Blink once WHITE | Device will blink once to confirm the press and release of the power button. |
|  | Blink once RED | Device will blink once when the power button is pushed for more than 10 seconds. Release button to return the device to normal operation. |
|  | Solid PURPLE | Device has failed to power up properly. Please reboot; if the problem persists, do not use the device. |

BATTERY INDICATORS

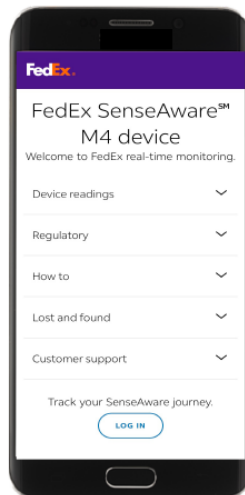
| | | |
|---|----------------|---|
|  | Blinking AMBER | Device has less than 25% battery capacity and needs to be recharged before journey. |
|---|----------------|---|

DEVICE HEALTH INDICATORS

| | | |
|---|----------------|---|
|  | Blinking AMBER | Device failure - Do not use , please call FedEx SenseAware Customer Support to arrange a return of the device. |
|---|----------------|---|

6 Using the QR code

Scan the QR code with your smartphone camera to access device readings, regulatory documentation and customer service.



| | |
|---|---|
| FCC ID | This device complies with Part 15 of the FCC Rules. Operation is subject to the condition that this device does not cause harmful interference. FCC Caution: To assure continue compliance any changes or modifications not expressly approved by the party responsible for compliance could void the user's authority to operate the equipment. All wireless devices are sensitive to interference, which can impart the functionality of the device. |
| ISED Canada | IC ID: <i>In Compliance with CAN ICES-3 (B)/NMB-3(B)</i> This device complies with Industry Canada's licence-exempt RSSs. Operation is subject to the following two conditions: (1) This device may not cause interference; and (2) This device must accept any interference, including interference that may cause undesired operation of the device." Le présent appareil est conforme aux CNR d'Industrie Canada applicables aux appareils radio exempts de licence. L'exploitation est autorisée aux deux conditions suivantes : 1) l'appareil ne doit pas produire de brouillage; 2) l'appareil doit accepter tout brouillage radioélectrique subi, même si le brouillage est susceptible d'en compromettre le fonctionnement. |
| Unintentional Radiators SAR Compliance (FCC/ISED/RED/JP RF) | 2.4Ghz – BLE In order to comply with FCC / ISED / RED / Japan RF Exposure requirements, this device must be installed to provide at least 20 cm separation from the human body at all times. "Afin de se conformer aux exigences d'exposition RF FCC / ISED / RED / JAPAN, cet appareil doit être installé pour fournir au moins 20 cm de séparation du corps humain en tout temps." |
| Battery and Power Management | CR2032 – EN12005-A |
| Environmental Handling The FedEx ID Node does not require specific disposal guidelines as it is powered by an exempted button cell battery. In California, packages that contain CR lithium coin cells and the Owners/Operating Instructions of products that contain CR lithium coin cells must include the following statement: "Perchlorate Material – special handling may apply. See www.dtsc.ca.gov/hazardouswaste/perchlorate ". The effective date for this Perchlorate label was July 1, 2006 for non-consumer products and January 1, 2007 for consumer products. | |
| Product is protected under US Patent for additional information visit www.senseaware.com/Legal/patent | |

Need help with your devices?

For more information about charging and maintaining your devices, or to troubleshoot a problem, contact support@senseaware.com.

Want us to set up and/or monitor a journey for you?

FedEx SenseAware[®] can program your device and/or monitor your shipment for an additional charge. To learn more about [FedEx SenseAware Setup and Monitoring](#) and [FedEx SenseAware Monitoring Only](#), contact a FedEx SenseAware Advisor at 1.901.434.3030.

Want FedEx SenseAwareSM to handle it all?

When everything is riding on a shipment, [FedEx SenseAware Single Journey](#) provides end-to-end peace of mind. With this one-time use, one-time fee service, we do it all. Our experts program and ship the device, monitor your shipment, and manage intervention with law enforcement, if necessary. To order this turnkey service, go to singlejourney.senseaware.com.

FedEx SenseAware. Know more. Know now.

Unlike data-loggers that provide detailed information after a shipment is delivered, SenseAware, a FedEx innovation, uses sensor-based technology to communicate what's happening with your shipment in real time. It enables you to proactively respond to or mitigate potentially negative situations. Simply activate the FedEx SenseAware device and place it in or on your shipment or inventory. The robust online application lets you monitor your shipment's integrity, security, and location from your desktop or mobile device. Go to senseaware.com/program-terms-of-use to view an updated list of approved carriers and countries. FedEx SenseAware can also be used in non-shipping applications, such as inventory control and process monitoring.

Contact a FedEx SenseAware[™] Advisor at 1.901.434.3030 or go to senseaware.com to learn more.